



SWIVEL, BRASS



Part#	85.300.110	3/8"
Part#	85.300.111	1/4"
Pressure	4,000 PSI	
Temperature	200° F	
Weight	0.22 lbs	

SCREW-TYPE, MNPT


Fits Karcher.



Part#	85.300.133	3/8"
Part#	85.300.132	1/4"
Pressure	4,000 PSI	
Inlet	MNPT	
Thread	M22 x 1 1/2	
Weight	0.1 lbs	

SCREW-TYPE, FNPT


Fits Karcher.



Part#	85.300.127	3/8"
Part#	85.300.126	1/4"
Pressure	4,000 PSI	
Inlet	FNPT	
Thread	M22 x 1 1/2	
Weight	0.1 lbs	

SCREW-TYPE, Q CONNECT MNPT


Insulated Knob, Fits Karcher.



Part#	85.300.136	3/8"
Part#	85.300.135	1/4"
Inlet	MNPT	
Thread	M22 x 1 1/2	
Weight	0.18 lbs	

SCREW-TYPE, Q CONNECT FNPT


Insulated Knob, Fits Karcher.



Part#	85.300.125	3/8"
Part#	85.300.124	1/4"
Inlet	FNPT	
Thread	M22 x 1 1/2	
Weight	0.18 lbs	

M22 PLUG, STEEL

Insulated Knob.



Part#	85.300.142	
Size	M22 x 3/8" quick connect	
Material	Steel	
Weight	0.2 lbs	


M22 X M22, FNPT

Insulated Knob.




Part#	85.300.146	
Size	M22F x M22F	
Weight	0.1 lbs	

PLUG, GARDEN HOSE MNPT



Part#	85.300.137	
Size	3/4" MGHT x 1/2" Plug	
Weight	0.1 lbs	

PLUG, GARDEN HOSE FEMALE



Part#	85.300.147	
Size	3/4" FBSP x 1/2" Plug	
Weight	0.1 lbs	